

STAR Global Moderate Portfolio



Return Date: 2020/09/30

US Dollar

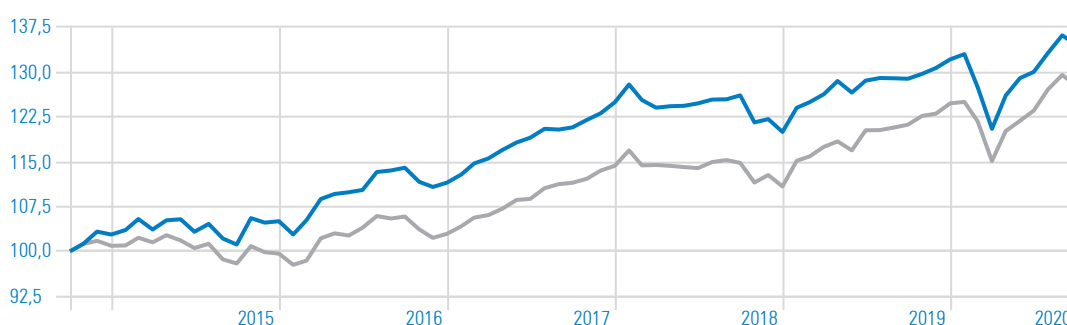
Global Manager Commentary

Global markets finally wobbled after a five-month winning streak as most major equity benchmarks lost ground in September. The tech-heavy Nasdaq 100 Index fell by over 10% in three days in early September but recovered somewhat towards the end of the month. Despite the September wobble, the MSCI ACWI is still up 8.25% in USD for the quarter. There was no clear catalyst for the September declines, although the continued inability of US Congress to agree to new fiscal stimulus measures and a new wave of COVID-19 infections in Europe likely contributed.

Investment Objective & Strategy

Deliver a return equal to or greater than USD LIBOR + 2% over rolling five year periods. Over any rolling three year period the portfolio should always deliver a positive return. Portfolio returns will be generated through interest income, dividend income and capital growth. The portfolio benchmark is MSCI 30% Real Estate 10% JPM GBI 30% LIBOR 30%. The portfolio is a Multi-Manager solution and will comprise at least two underlying funds and ideally a maximum of six underlying funds. Fund selection will be biased towards funds that have high Sortino Ratios, low downside expectations and have been managed through significant negative equity market conditions. Where possible underlying funds will be given as many of the underlying asset allocation decisions as possible.

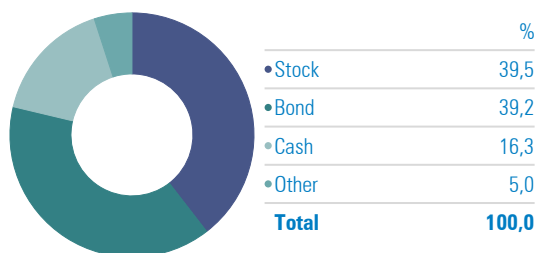
Investment Growth



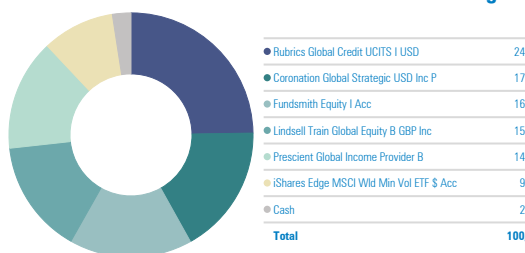
— STAR Global Moderate Portfolio

— MSCI ACWI 30% + MSCI ACWI Rel Est 10% + JPM GBI 30% + 1 Month USD Libor 30%

STAR Global Moderate Portfolio - Asset Allocation



STAR Global Moderate Portfolio - Portfolio Holdings



STAR Global Moderate Portfolio - Trailing Returns

Calculation Benchmark: MSCI ACWI 30% + MSCI ACWI Rel Est 10% + JPM GBI 30% + 1 Month USD Libor 30%

	Return	Excess Return
3 Months	3,50	0,09
YTD	1,86	-0,55
1 Year	4,42	-1,00
3 Years	3,68	-0,97
5 Years	5,88	0,43

STAR Global Moderate Portfolio - Risk

Risk-free Rate: ICE LIBOR 1 Month USD

	Inv	Bmk1
Std Dev	6,13	5,67
Sharpe Ratio	0,63	0,52
Loss Deviation	4,01	3,62
Sortino Ratio	0,94	0,79
Up Period Percent	71,83	66,20

STAR Global Moderate Portfolio - Monthly Returns

	Jan	Feb	Mar	Apr	May	Jun	Jul	Aug	Sep	Oct	Nov	Dec	Year
2020	0,66	-4,18	-5,46	4,64	2,31	0,80	2,45	2,21	-1,16				2,73
2019	3,37	0,75	1,07	1,75	-1,51	1,58	0,34	-0,03	-0,06	0,64	0,76	1,10	10,13
2018	2,39	-2,03	-1,03	0,19	0,06	0,33	0,51	0,03	0,53	-3,59	0,46	-1,76	-3,97
2017	1,22	1,64	0,73	1,21	1,07	0,69	1,25	-0,11	0,31	1,03	0,91	1,50	12,06
2016	-2,12	2,34	3,36	0,78	0,26	0,35	2,72	0,23	0,40	-2,06	-0,78	0,66	6,16
2015	0,74	1,77	-1,66	1,49	0,17	-1,99	1,27	-2,35	-0,97	4,37	-0,71	0,23	2,17

Source: Morningstar Direct

Portfolio Information

Portfolio Managers:

Star Investment Partners

Portfolio Launch March 2016

Target Return USD LIBOR + 2%

Benchmark

MSCI ACWI 30% + MSCI ACWI Rel Est 10% + JPM GBI 30% + 1 Month USD Libor 30%

Risk Rating

Low ○ ○ ● ○ ○ High

Regulation 28 Not Compliant

Fees

TER*: 0.97%

* Includes VAT. The TER has been calculated over 12 month period ending July 2020

Disclaimer

The Portfolio may be closed to new investments at any time in order to be managed in accordance with its mandate. Permissible deductions may include management fees, brokerage, STT, auditor's fees, bank charges and trustee fees. The portfolio only invests funds with managers regulated by the FSB. The portfolio is a long-term investment. Performance figures are produced by STAR Investment Partners (Pty) Ltd, supplied by independent service providers, and are for lump sum investments with income distributions reinvested. STAR Investment Partners (Pty) Ltd is an Authorised Financial Services Provider. The previous month's change in inflation is used as an estimate for the current month (since inflation numbers are released one month in arrears). *Returns are based on the strategic underlying weightings of the funds and will not exactly reflect individual client returns. All returns are net of fund management fees, but exclude advice and administration fees. Prior to portfolio launch date, the performance is pro-forma using the actual underlying fund performances and is net of all fees and expenses

Contact STAR

STAR Investment Partners (Pty) Ltd
FSP 19906

e: info@starip.co.za
w: www.starip.co.za