

STAR Cautious Income & Growth



Return Date: 2020/12/31

South African Rand

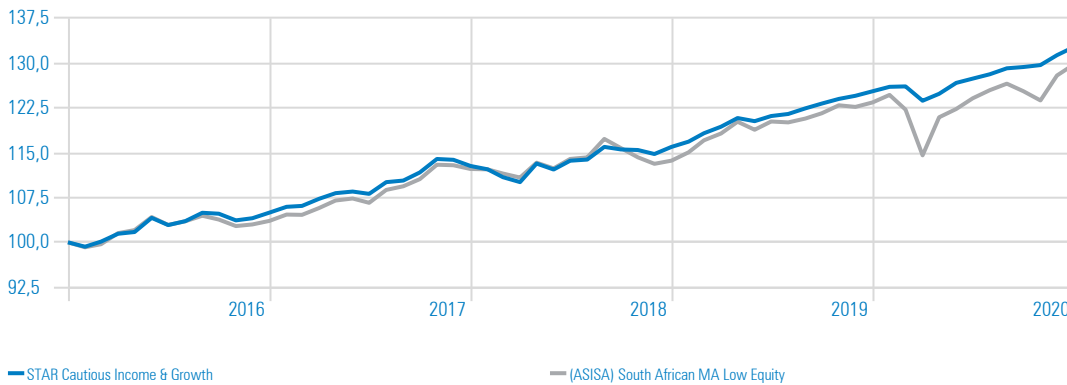
Local Manager Commentary

December saw all major South African asset classes outperform. This is due to the overall market optimism following a Biden presidential victory in the US, as well as the start of Covid-19 vaccine rollouts in developed nations. Optimism outweighed the idiosyncratic risks present in South Africa, with riskier assets outperforming the more stable assets. Property outperformed all other asset classes during December with a +13.7%, likely due to a combination of risk-on sentiment and the relative undervaluation of this long struggling asset class. Fixed Income (ALBI) continued its good performance for the year delivering +2.44% in the month. The Rand gained another 5.1% against the USD in the month to end the year only -4.69% down over 2020.

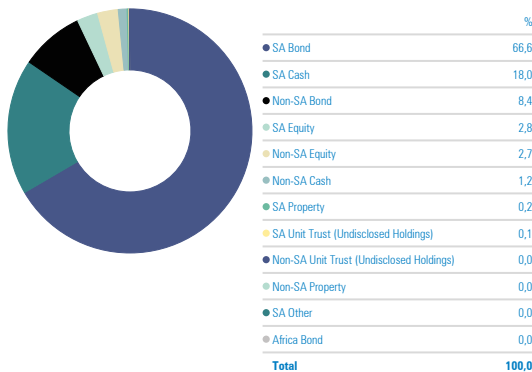
Investment Objective & Strategy

Deliver a return equal to or greater than CPI + 2% p.a. over rolling two year periods with a Standard Deviation of less than 4%. Over any rolling one year period the portfolio should always deliver a positive return. The Portfolio is a Multi-Manager solution and will comprise at least two underlying funds and ideally a maximum of six underlying funds. Fund selection will be biased towards funds that have high Sortino Ratios, low downside expectations and have been managed through significant negative equity market conditions. The portfolio will invest in funds that allow the manager to make as many of the asset allocation decisions as possible. Manager selection will balance growth and value management styles. This portfolio is Regulation 28 compliant.

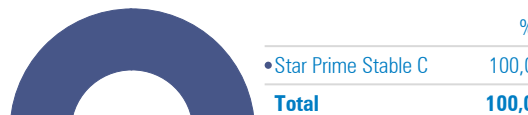
Investment Growth



STAR Cautious Income & Growth - Asset Allocation (S)



STAR Cautious Income & Growth - Portfolio Holdings



STAR Cautious Income & Growth - Trailing Returns

Calculation Benchmark: (ASISA) South African MA Low Equity

	Return	Excess Return
3 Months	2,60	-0,99
YTD	5,93	0,76
1 Year	5,93	0,76
3 Years	5,58	0,62
5 Years	5,83	0,47

STAR Cautious Income & Growth - Risk

Risk-free Rate: JIBAR 1 Month ZAR

	Inv	Bmk1
Std Dev	3,17	5,47
Sharpe Ratio	0,38	0,16
Loss Deviation	1,50	3,39
Sortino Ratio	0,56	0,22
Up Period Percent	73,33	63,33

STAR Cautious Income & Growth - Monthly Returns

	Jan	Feb	Mar	Apr	May	Jun	Jul	Aug	Sep	Oct	Nov	Dec	Year
2020	0,59	0,06	-1,90	0,94	1,46	0,57	0,57	0,78	0,17	0,25	1,28	1,05	5,93
2019	0,76	1,21	0,93	1,21	-0,43	0,71	0,29	0,77	0,66	0,63	0,42	0,61	8,03
2018	-0,50	-1,18	-0,75	2,83	-0,88	1,31	0,17	1,87	-0,37	-0,08	-0,58	1,04	2,83
2017	0,92	0,14	1,12	0,88	0,25	-0,36	1,82	0,24	1,23	2,02	-0,12	-0,91	7,44
2016	-0,73	0,85	1,32	0,29	2,33	-1,16	0,63	1,36	-0,15	-1,07	0,35	0,90	4,98

Source: Morningstar Direct

Portfolio Information

Portfolio Managers:

Star Investment Partners

Portfolio Launch: March 2013

Target Return: CPI + 2%

Benchmark

(ASISA) South African MA Low Equity

Risk Rating

Low ○ ● ○ ○ ○ High

Regulation 28: Compliant

Fees

TER*: 1.71%

* Includes VAT. The TER has been calculated over 12 month period ending July 2020

Disclaimer

The Portfolio may be closed to new investments at any time in order to be managed in accordance with its mandate. Permissible deductions may include management fees, brokerage, STT, auditor's fees, bank charges and trustee fees. The portfolio only invests funds with managers regulated by the FSB. The portfolio is a long-term investment. Performance figures are produced by STAR Investment Partners (Pty) Ltd, supplied by independent service providers, and are for lump sum investments with income distributions reinvested. STAR Investment Partners (Pty) Ltd is an Authorised Financial Services Provider. The previous month's change in inflation is used as an estimate for the current month (since inflation numbers are released one month in arrears). *Returns are based on the strategic underlying weightings of the funds and will not exactly reflect individual client returns. All returns are net of fund management fees, but exclude advice and administration fees. Prior to portfolio launch date, the performance is pro-forma using the actual underlying fund performances and is net of all fees and expenses

Contact STAR

STAR Investment Partners (Pty) Ltd
FSP 19906

e: info@starip.co.za
w: www.starip.co.za