

STAR Global Balanced Portfolio

Return Date: 2021/02/28

US Dollar



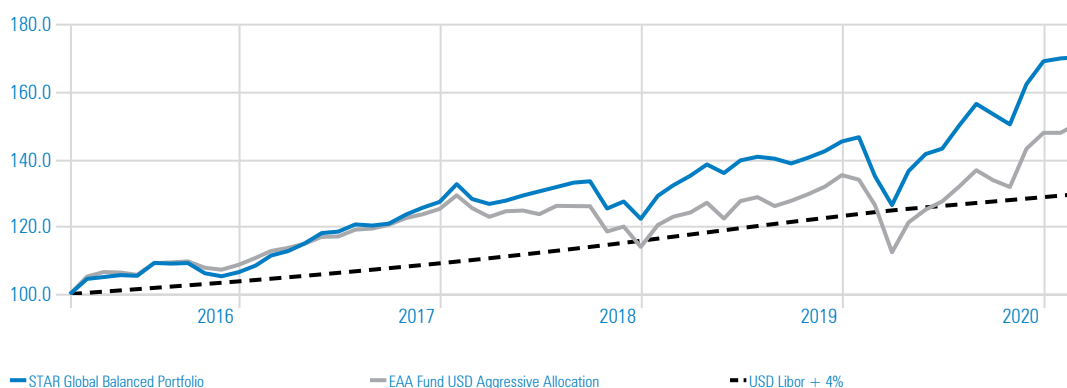
Global Manager Commentary

Global equities started the month off with large gains, while the global bond market suffered losses. The rising yields, especially in US treasuries, saw investors weigh up these more attractive nominal (risk-free) returns vs. equity yields. Coupled with investors' worries about rising global inflation and the possible response by central banks to said inflation, saw major sell-offs in almost all asset classes nearing the month-end. The standout performer during February was global property +3.43% in USD, while global bonds failed to make up early losses, ending the month down -2.41% in USD.

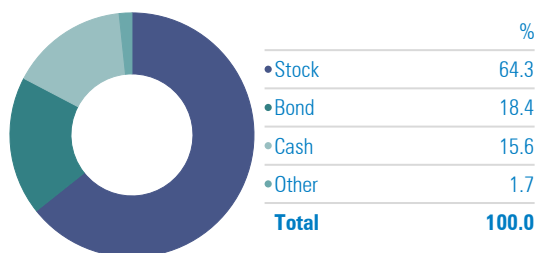
Investment Objective & Strategy

Deliver a return equal to or greater than USD LIBOR + 4% p.a. over rolling five year periods. Over any rolling three year period the portfolio should always deliver a positive return. Portfolio returns will be generated through interest income, dividend income and capital growth. The portfolio benchmark is MSCI 60% Real Estate 10% JPM GBI 15% LIBOR 15%. The Portfolio is a Multi-Manager solution and will comprise at least two underlying funds and ideally a maximum of six underlying funds. Fund selection will be biased towards funds that have high Sortino Ratios, low downside expectations and have been managed through significant negative equity market conditions. Where possible underlying funds will be given as many of the underlying asset allocation decisions as possible.

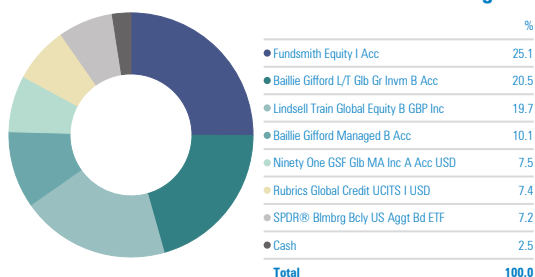
Investment Growth



STAR Global Balanced Portfolio - Asset Allocation



STAR Global Balanced Portfolio - Portfolio Holdings



STAR Global Balanced Portfolio - Trailing Returns

Calculation Benchmark: EAA Fund USD Aggressive Allocation

	Return	Excess Return
3 Months	4.92	-0.27
YTD	0.68	-1.12
1 Year	26.17	7.29
3 Years	9.94	3.75
5 Years	11.26	2.66

STAR Global Balanced Portfolio - Risk

Risk-free Rate: ICE LIBOR 1 Month USD

	Inv	Bmk1
Std Dev	10.09	10.85
Sharpe Ratio	0.98	0.70
Loss Deviation	6.16	7.27
Sortino Ratio	1.57	1.02
Up Period Percent	73.33	71.67

STAR Global Balanced Portfolio - Monthly Returns

	Jan	Feb	Mar	Apr	May	Jun	Jul	Aug	Sep	Oct	Nov	Dec	Year
2021	0.50	0.18											0.68
2020	0.87	-7.90	-6.38	8.01	3.72	1.12	4.82	4.28	-1.92	-2.02	7.94	4.21	16.42
2019	5.58	2.42	2.15	2.48	-1.84	2.76	0.78	-0.41	-1.02	1.24	1.36	2.04	18.80
2018	4.15	-3.34	-1.14	0.77	1.19	0.96	0.98	0.99	0.31	-6.07	1.66	-4.02	-3.94
2017	1.86	2.75	1.19	2.02	2.67	0.37	1.81	-0.27	0.47	2.23	1.64	1.38	19.66
2016	-3.45	2.31	4.53	0.52	0.55	-0.20	3.65	-0.19	0.16	-2.80	-0.83	1.14	5.21

Source: Morningstar Direct

Portfolio Information

Portfolio Managers:

Star Investment Partners

Portfolio Launch

March 2016

Target Return

USD LIBOR + 4%

Benchmark

EAA Fund USD Aggressive Allocation

Risk Rating

Low ○○○●○ High

Regulation 28

Not Compliant

Fees

TER*: 1.06%

* Includes VAT. The TER has been calculated over 12 month period ending December 2020

Disclaimer

The Portfolio may be closed to new investments at any time in order to be managed in accordance with its mandate. Permissible deductions may include management fees, brokerage, STT, auditor's fees, bank charges and trustee fees. The portfolio only invests funds with managers regulated by the FSB. The portfolio is a long-term investment. Performance figures are produced by STAR Investment Partners (Pty) Ltd, supplied by independent service providers, and are for lump sum investments with income distributions reinvested. STAR Investment Partners (Pty) Ltd is an Authorised Financial Services Provider. The previous month's change in inflation is used as an estimate for the current month (since inflation numbers are released one month in arrears). *Returns are based on the strategic underlying weightings of the funds and will not exactly reflect individual client returns. All returns are net of fund management fees, but exclude advice and administration fees. Prior to portfolio launch date, the performance is pro-forma using the actual underlying fund performances and is net of all fees and expenses

Contact STAR

STAR Investment Partners (Pty) Ltd
FSP 19906

e: info@starip.co.za
w: www.starip.co.za