

STAR Global Balanced Portfolio



Return Date: 2021/04/30

US Dollar

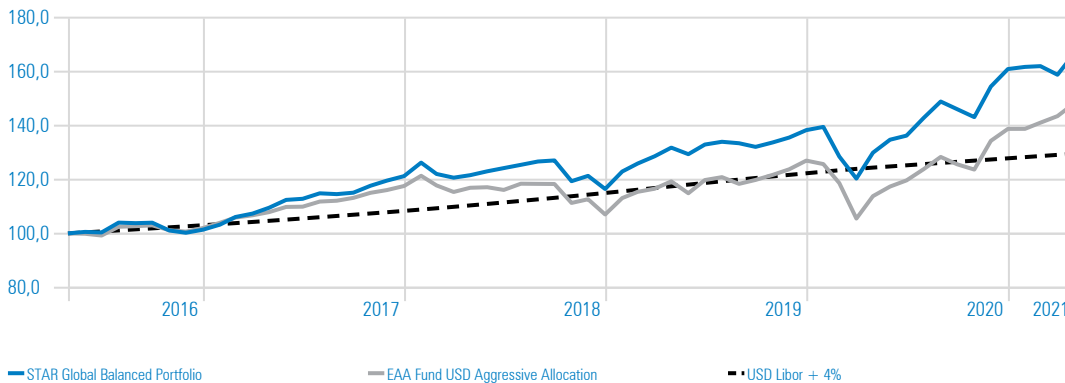
Global Manager Commentary

Global markets seem to have normalized after a tumultuous recovery run over the past year or so. Global markets are behaving as expected given the current bullish risk sentiment prevailing in most economies. Loose monetary policy has resulted in 'easy money' driving capital market returns. Riskier assets continue to outperform historically more stable classes as can be seen over the past month, YTD, 1-, 3-, 5- and 10-year periods. Property was the best performing asset class returning +7.2% over April, with global equities following suite up +4.4%. Global bonds took a dip at the end of the month but still ended up +1.1%. Continued low interest rates in developed countries have constrained the return on cash, which returned a modest 0.01%.

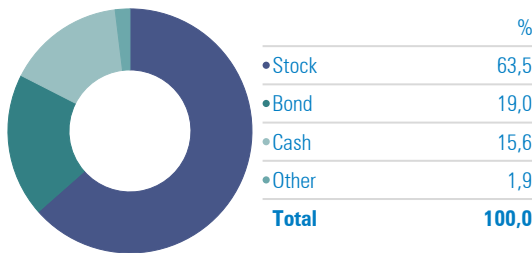
Investment Objective & Strategy

Deliver a return equal to or greater than USD LIBOR +4% p.a. over rolling five year periods. Over any rolling three year period the portfolio should always deliver a positive return. Portfolio returns will be generated through interest income, dividend income and capital growth. The portfolio benchmark is MSCI 60% Real Estate 10% JPM GBI 15% LIBOR 15%. The Portfolio is a Multi-Manager solution and will comprise at least two underlying funds and ideally a maximum of six underlying funds. Fund selection will be biased towards funds that have high Sortino Ratios, low downside expectations and have been managed through significant negative equity market conditions. Where possible underlying funds will be given as many of the underlying asset allocation decisions as possible.

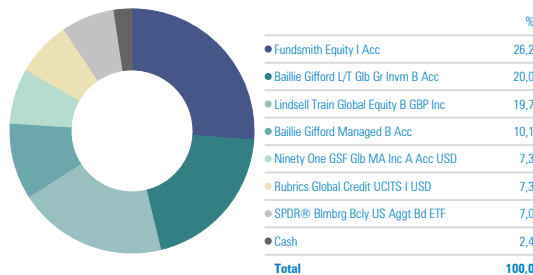
Investment Growth



STAR Global Balanced Portfolio - Asset Allocation



STAR Global Balanced Portfolio - Portfolio Holdings



STAR Global Balanced Portfolio - Trailing Returns

Calculation Benchmark: EAA Fund USD Aggressive Allocation

	Return	Excess Return
3 Months	3,03	-3,68
YTD	3,54	-3,30
1 Year	28,33	-2,16
3 Years	11,11	2,91
5 Years	10,78	2,48

STAR Global Balanced Portfolio - Risk

Risk-free Rate: ICE LIBOR 1 Month USD

	Inv	Bmk1
Std Dev	10,21	10,73
Sharpe Ratio	0,93	0,68
Loss Deviation	6,22	7,27
Sortino Ratio	1,49	0,98
Up Period Percent	71,67	71,67

STAR Global Balanced Portfolio - Monthly Returns

	Jan	Feb	Mar	Apr	May	Jun	Jul	Aug	Sep	Oct	Nov	Dec	Year
2021	0,50	0,18	-1,98	4,92									3,54
2020	0,87	-7,90	-6,38	8,01	3,72	1,12	4,82	4,28	-1,92	-2,02	7,94	4,21	16,42
2019	5,58	2,42	2,15	2,48	-1,84	2,76	0,78	-0,41	-1,02	1,24	1,36	2,04	18,80
2018	4,15	-3,34	-1,14	0,77	1,19	0,96	0,98	0,99	0,31	-6,07	1,66	-4,02	-3,94
2017	1,86	2,75	1,19	2,02	2,67	0,37	1,81	-0,27	0,47	2,23	1,64	1,38	19,66
2016	-3,45	2,31	4,53	0,52	0,55	-0,20	3,65	-0,19	0,16	-2,80	-0,83	1,14	5,21

Source: Morningstar Direct

Portfolio Information

Portfolio Managers:

Star Investment Partners

Portfolio Launch: March 2016

Target Return: USD LIBOR + 4%

Benchmark

EAA Fund USD Aggressive Allocation

Risk Rating

Low ○○○●○ High

Regulation 28: Not Compliant

Fees

TER*: 1.06%

* Includes VAT. The TER has been calculated over 12 month period ending December 2020

Disclaimer

The Portfolio may be closed to new investments at any time in order to be managed in accordance with its mandate. Permissible deductions may include management fees, brokerage, STT, auditor's fees, bank charges and trustee fees. The portfolio only invests funds with managers regulated by the FSB. The portfolio is a long-term investment. Performance figures are produced by STAR Investment Partners (Pty) Ltd, supplied by independent service providers, and are for lump sum investments with income distributions reinvested. STAR Investment Partners (Pty) Ltd is an Authorised Financial Services Provider. The previous month's change in inflation is used as an estimate for the current month (since inflation numbers are released one month in arrears). *Returns are based on the strategic underlying weightings of the funds and will not exactly reflect individual client returns. All returns are net of fund management fees, but exclude advice and administration fees. Prior to portfolio launch date, the performance is pro-forma using the actual underlying fund performances and is net of all fees and expenses

Contact STAR

STAR Investment Partners (Pty) Ltd
FSP 19906

e: info@starip.co.za
w: www.starip.co.za