

Target CPI + 6%

Return Date: 2021/09/30

South African Rand



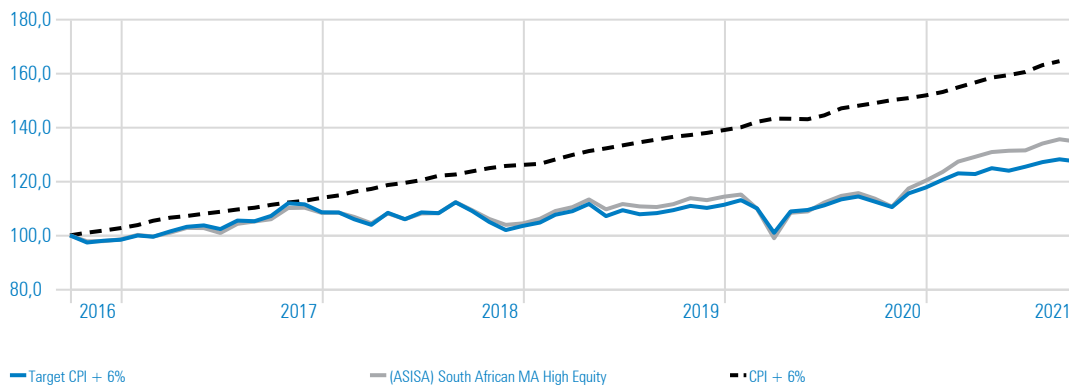
Local Manager Commentary

South African cash deposits, as measured by SteFi call deposits, outperformed all other major domestic asset classes. South African cash rates remain high relative to both developed market rates as well as emerging market peers, thus providing a valuable risk-management tool as well as a meaningful return. South African listed equities provided the largest detractor of major domestic asset classes, with falling metal prices hurting the resources sector and healthcare stocks delivering significant returns over September.

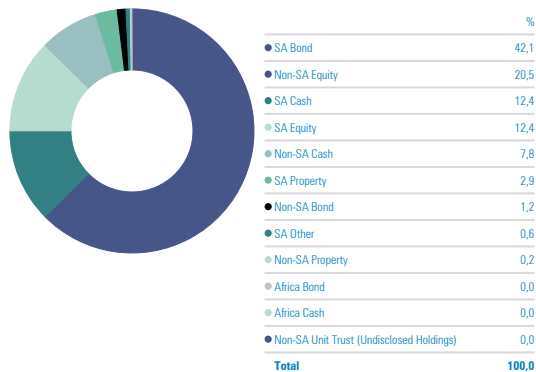
Investment Objective & Strategy

Deliver a return equal to or greater than CPI + 6% p.a. over rolling five year periods while keeping the portfolio standard deviation as low as possible. Over any rolling three year period the portfolio should always deliver a positive return. The Portfolio is a Multi-Manager solution and will comprise at least two underlying funds and ideally a maximum of six underlying funds. Fund selection will be biased towards funds that have high Sortino Ratios, low downside expectations and have been managed through significant negative equity market conditions. The portfolio will invest in funds that allow the manager to make as many of the asset allocation decisions as possible. Manager selection will balance momentum and value management styles. This portfolio is Regulation 28 compliant.

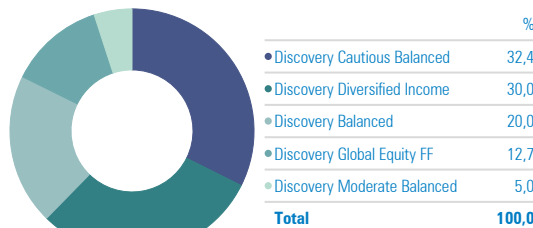
Investment Growth



Asset Allocation (SA) - Target CPI + 6%



Portfolio Holdings - Target CPI + 6%



Trailing Returns - Target CPI + 6%

Calculation Benchmark: (ASISA) South African MA High Equity

	Return	Excess Return
3 Months	1,58	-0,93
YTD	8,27	-3,87
1 Year	13,33	-5,39
3 Years	5,36	-1,90
5 Years	4,99	-1,19

Risk - Target CPI + 6%

Risk-free Rate: JIBAR 1 Month ZAR

	Inv	Bmk1
Std Dev	8,71	9,48
Sharpe Ratio	0,13	0,24
Loss Deviation	5,70	6,10
Sortino Ratio	0,17	0,34
Up Period Percent	60,00	66,67

Monthly Returns - Target CPI + 6%

	Jan	Feb	Mar	Apr	May	Jun	Jul	Aug	Sep	Oct	Nov	Dec	Year
2021	2,44	1,99	-0,20	1,77	-0,75	1,20	1,36	0,82	-0,60				8,27
2020	1,57	-2,73	-8,24	7,87	0,50	1,57	2,01	0,95	-1,69	-1,79	4,61	1,89	5,78
2019	1,20	2,77	1,23	2,48	-4,06	2,05	-1,38	0,39	1,02	1,44	-0,67	1,04	7,58
2018	-0,06	-2,33	-1,96	4,31	-2,21	2,40	-0,26	3,72	-2,88	-3,73	-2,88	1,53	-4,66
2017	1,61	-0,45	1,99	1,68	0,51	-1,33	3,09	-0,21	1,87	4,39	-0,35	-2,65	10,39
2016	-3,54	1,33	2,64	-0,30	3,25	-3,09	1,23	1,57	-2,29	-2,66	0,68	0,38	-1,09

Source: Morningstar Direct

Portfolio Information

Portfolio Managers:

Star Investment Partners

Portfolio Launch

June 2017

Target Return

CPI + 6%

Benchmark

(ASISA) South African MA High Equity

Risk Rating

Low ○○○●○ High

Regulation 28

Compliant

Fees

TER*: 1,90

* Includes VAT. the TER has been calculated over a 12 month period ending June 2021.

Disclaimer

The Portfolio may be closed to new investments at any time in order to be managed in accordance with its mandate. Permissible deductions may include management fees, brokerage, STT, auditor's fees, bank charges and trustee fees. The portfolio only invests funds with managers regulated by the FSB. The portfolio is a long-term investment. Performance figures are produced by STAR Investment Partners (Pty) Ltd, supplied by independent service providers, and are for lump sum investments with income distributions reinvested. STAR Investment Partners (Pty) Ltd is an Authorised Financial Services Provider. The previous month's change in inflation is used as an estimate for the current month (since inflation numbers are released one month in arrears). *Returns are based on the strategic underlying weightings of the funds and will not exactly reflect individual client returns. All returns are net of fund management fees, but exclude advice and administration fees. Prior to portfolio launch date, the performance is pro-forma using the actual underlying fund performances and is net of all fees and expenses

Contact STAR

STAR Investment Partners (Pty) Ltd
FSP 19906

e: info@starip.co.za

w: www.starip.co.za