

Fund Objective

The objective of the Star Prime Stable Fund is to provide investors with stable capital appreciation, net of investment fees over rolling three year periods with no negative 12 month periods.

Fund Universe

The portfolio will invest in all asset classes including but not limited to investments in equity, bond, money and property markets.

Risk Profile

Low	Low - Medium	Medium	Medium - High	High
-----	--------------	--------	---------------	------

Portfolios in this category are tilted towards a higher money market and fixed income exposure with reduced allocation to capital growth assets such as equities. The asset allocation within the fixed income universe is predominantly through shorter duration instruments thereby reducing the interest rate risk of the portfolio. The investment returns generated are mostly of an income nature with some return being of a capital nature over a period of time.

Investment Strategy

The composition of the portfolio shall reflect the investment structure of a retirement fund and will comply with prudential investment guidelines to the extent allowed by legislation. The maximum local and global listed equity, excluding property exposure, will be 40% of the net asset value of the portfolio and the property exposure of the portfolio will be limited to 10% of the net asset value of the portfolio. Fixed income exposure primarily be of shorter duration and of a floating rate nature versus the ALBI or its global equal.

The manager will manage the portfolio to have the lowest category volatility versus the benchmark and will invest initially in fixed income assets and then incrementally into local and global equities over time.

General Fund Information

Classification	(ASISA) South African MA Low Equity
Benchmark	SA Multi Asset Low Equity
Fund Inception Date	2019/03/07
Domicile	South Africa
Base Currency	South African Rand
Fund Size	R 707 605 059
Fund Size Date	2021/11/04
JSE Code	SPSCLC
ISIN Number	ZAE000270542
Minimum Investment	R 5 000
NAV (Daily)	R 1.04
Income Distribution	Semi-Annually
Distribution Payment	3rd working day - March and Sept
Valuation Time (Daily)	22:00
Transaction Cut Off (Daily)	14:00 South Africa Subscription and Redemption
Regulation 28 Compliant	Yes
Issue Date	2021/11/04

Who should be investing

The portfolio is suitable for all investors, pre and post retirement and discretionary, with a minimum of a 3 year outlook who are seeking inflation plus returns and want a low risk of capital losses over any one year period.

Fee Structure*

TER	1.48
Transaction Costs	—
Performance Fee	—
TIC	1.48

**Period (annualized), Fees are excluding VAT*

Semi-Annual Distributions

	2019-09	2020-03	2020-09	2021-03	2021-09
Distribution Date					
Distributions (Rands per unit)	0.029	0.033	0.028	0.023	0.023

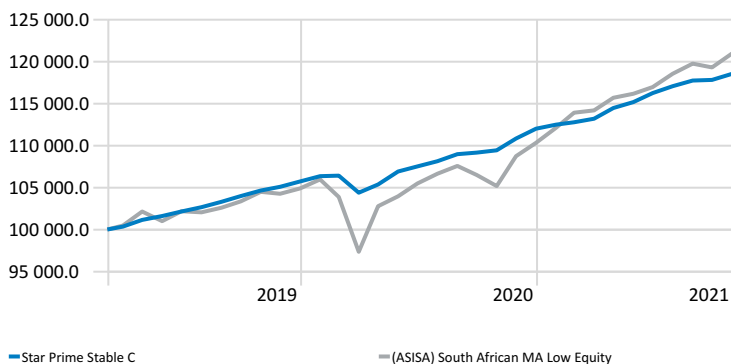
NAV Values

	2021-08	2021-09	2021-10
Fund NAV	715 428 393	714 240 559	704 658 225

Mandate Compliance: The portfolio remains within the reporting framework as at the date of this report.

Growth of a R100 000 Investment*

Time Period: 2019/03/08 to 2021/10/31



*Performance History: Based on an initial investment of R100 000.

Return Statistics*

	Portfolio	Benchmark
YTD	5.82	9.62
1 Month	0.61	1.38
3 Months	1.25	2.03
6 Months	3.55	4.55
1 Year	8.30	14.98
2 Years	6.42	7.58
3 Years	—	7.60
Since Inception	6.65	7.44

*Returns are net of fees reflecting the total monthly return. Returns more than 1 year are annualized.

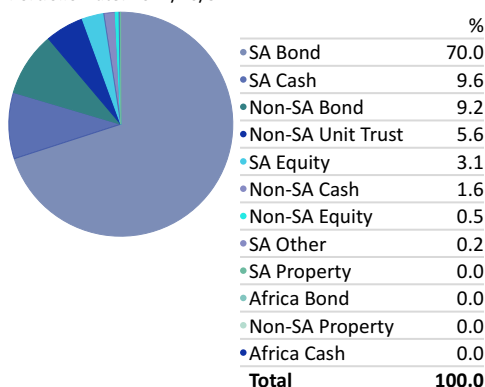
Monthly Performance

	Jan	Feb	Mar	Apr	May	Jun	Jul	Aug	Sep	Oct	Nov	Dec	Year
2021	0.43	0.25	0.37	1.13	0.62	0.93	0.70	0.57	0.07	0.61			5.82
2020	0.59	0.06	-1.90	0.94	1.46	0.57	0.57	0.78	0.17	0.25	1.28	1.06	5.93
2019	—	—	—	0.80	0.45	0.53	0.50	0.62	0.66	0.63	0.42	0.61	—

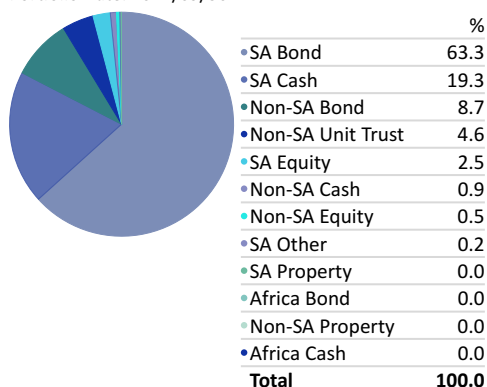
Past performance is not a reliable indicator of future results. The portfolio's share prices fluctuate and are not guaranteed. Returns may decrease or increase as a result of currency fluctuations. When making an investment in the portfolio, an investor's capital is at risk. See disclaimer and disclosures for important information regarding this Minimum Disclosure Document.

Asset Allocation

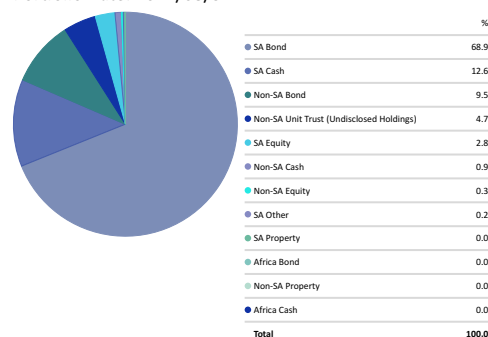
Portfolio Date: 2021/10/31



Portfolio Date: 2021/09/30



Portfolio Date: 2021/08/31




Prime Collective Investment Schemes Management Company (RF) (Pty) Ltd

	+27 (0)10 594 2100	28 Peter Place	PostNet Suite 208
	+27 (0)87 220 4547	Lyme Park	Private Bag x 9
	save@primeinvestments.co.za	Sandton	Benmore
	www.primeinvestments.co.za	2060	2010

Portfolio Contact Details


Fund Manager

Star Investment Partners

 +27 (0)87 813 6288


Trustee

FirstRand Bank Limited

 +27 (0)87 577 8730

Administrator

Global Independent Administrators

 +27 (0)10 594 2100

Glossary of Terms

Total Investment Charge (TIC) is the sum of the Total Expense Ratio (TER) and the Transaction Costs (TC).

Total Expense Ratio (TER) is the global standard used to measure the impact that the deduction of management and operating costs has on a fund's value. It gives you an indication of the effects these costs have on the future growth of your investment portfolio. A higher TER does not necessarily imply a poor return, nor does a low TER imply a good return. Also, the current TER may not necessarily be an accurate indication of future TERs.

Transaction Costs (TC) is a necessary cost in administering the fund and impacts fund returns. It should not be considered in isolation as returns may be impacted by many other factors over time including market returns, the type of fund, the investment decisions of the investment manager and the TER. Calculations are based on actual data where possible and best estimates where actual data is not available

Standard Deviation is a statistical measure of the dispersion of returns for a given security or market index.

Sortino Ratio measures the risk-adjusted return of an investment asset, portfolio, or strategy. It is a modification of the Sharpe ratio but penalizes only those returns falling below a user-specified target or required rate of return, while the Sharpe ratio penalizes both upside and downside volatility equally.

Max Drawdown is the maximum loss from a peak to a trough of a portfolio, before a new peak is attained. Max drawdown is an indicator of downside risk over a specified time period.

Sharpe Ratio is a measure for calculating risk-adjusted return. It is the average return earned in excess of the risk-free rate per unit of total risk.

Disclaimer

The conamed fund (as defined in BN 778 of 2011) is registered under the Prime Collective Investment Scheme, managed by Prime Collective Investment Schemes Management Company (RF) (Pty) Ltd ("the manager") (Registration No. 2005/017098/07), a registered Collective Investment Schemes Management Company in terms of the Collective Investment Schemes Control Act 45 of 2002, supervised by the Financial Sector Conduct Authority ('FSCA'). The manager takes full responsibility for the conamed fund, regardless of any conaming arrangements. Star Investment Partners (Pty) Ltd is the FSCA approved and appointed investment manager of the conamed CIS funds situated at Canal Edge 2, Unit 15, Tyger Waterfront, Bellville, 7530 and authorised as a Financial Services Provider.

Collective Investment Schemes ("CIS") in securities are generally medium to long term investments. The value of participatory interests or the investment may go down as well as up and past performance is not necessarily a guide to future performance. The manager does not provide any guarantee either with respect to the capital or the return of a portfolio. All CIS are traded at ruling prices and can engage in borrowing and scrip lending. The manager reserves the right to close and reopen the portfolio to new investors from time to time in order to manage them more efficiently and in accordance with its mandate.

A schedule of fees and charges and maximum commissions is available on request from the manager. Commission and incentives may be paid and if so, would be included in the overall costs. Forward pricing is used. The manager may borrow up to 10% of the market value of the portfolio to bridge insufficient liquidity. Investment performance is calculated for the portfolio and is for illustrative purposes only. The investment performance may differ for each investor as it is calculated by taking into account the initial fees, the actual investment date, the date of reinvestment of income and dividend withholding tax and all ongoing fees. Dealing prices are calculated on a net asset value and auditor's fees, bank charges and trustee fees are levied against the portfolios. Lump sum investment performances are quoted. Income distributions are in the calculations. The reinvestment of income is calculated on the actual amount distributed per participatory interest by using the ex-dividend date NAV price of the applicable class of the portfolio, irrespective of the actual reinvestment date. Performance numbers and graphs are sourced from Morningstar. NAV to NAV figures have been used.

Risk profile of the fund ranges from low risk to high risk with a low risk potentially associated with lower rewards and a high risk with potentially higher rewards. Foreign securities may be included in the portfolio from time to time and as such may result in the following risks: potential constraints on liquidity and the repatriation of funds; macroeconomic risks; political risks; foreign exchange risks; tax risks; settlement risks and potential limitations on the availability of market information. The daily cut off time is 14:00 for trades and the valuation point is 22:00. Prices are published on Finswitch by 10:00 daily and are also available on request from the manager.

This is a Minimum Disclosure Document and a general investor report and should not be seen as an offer to purchase any specific product and is not to be construed as advice or guidance in any form whatsoever. Investors are encouraged to obtain independent professional investment and taxation advice. Investors can also obtain additional information on the managers' website and all price related queries or information is readily available on request.