

STAR Global Balanced Portfolio



Return Date: 2022/04/30

US Dollar

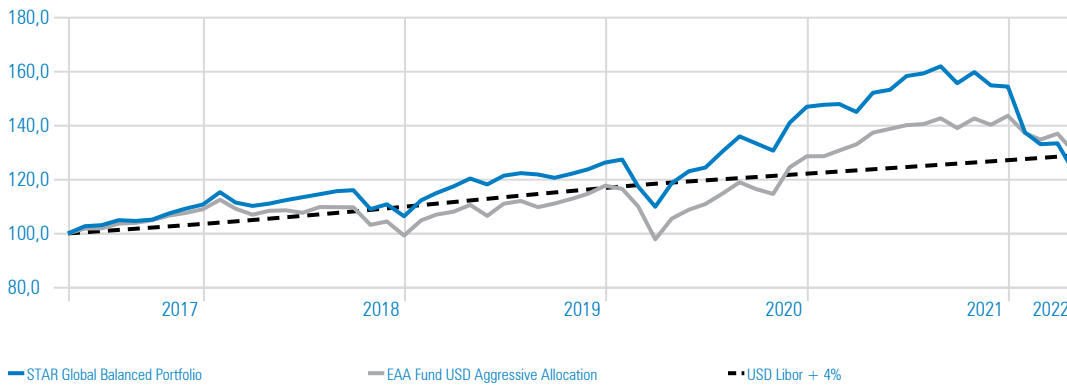
Global Manager Commentary

April proved to be a very tough month for global equities as countless factors dragged down the major indices. The Fed's benchmark interest rate hike of 50 basis points in early May was the largest since 2000, and with further increases telegraphed in the coming months, this together with the current US inflation rate at 40-year high's is leaving the market pessimistic. The ongoing war in Ukraine and the recent re-outbreak of Covid in China is threatening to further aggravate supply chain issues.

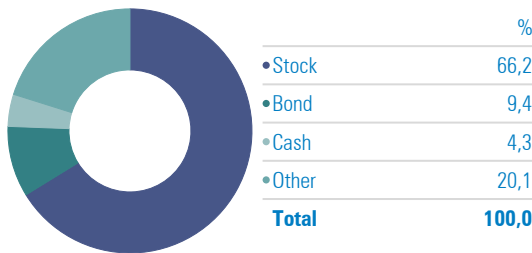
Investment Objective & Strategy

Deliver a return equal to or greater than USD LIBOR +4% p.a. over rolling five year periods. Over any rolling three year period the portfolio should always deliver a positive return. Portfolio returns will be generated through interest income, dividend income and capital growth. The portfolio benchmark is the median return of the EAA Fund USD Aggressive Allocation category. The Portfolio is a Multi-Manager solution and will comprise at least two underlying funds and ideally a maximum of six underlying funds. Fund selection will be biased towards funds that have high Sortino Ratios, low downside expectations and have been managed through significant negative equity market conditions. Where possible underlying funds will be given as many of the underlying asset allocation decisions as possible.

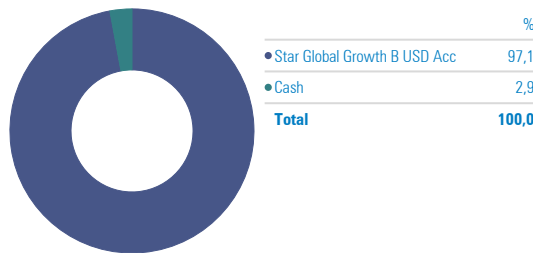
Investment Growth



Asset Allocation - STAR Global Balanced Portfolio



Portfolio Holdings - STAR Global Balanced Portfolio



Trailing Returns - STAR Global Balanced Portfolio

Calculation Benchmark: EAA Fund USD Aggressive Allocation

	Return	Excess Return
3 Months	-10,71	-5,54
YTD	-20,55	-11,04
1 Year	-19,36	-13,90
3 Years	0,67	-4,92
5 Years	4,20	-1,17

Risk - STAR Global Balanced Portfolio

Risk-free Rate: ICE LIBOR 1 Month USD

	Inv	Bmk1
Std Dev	12,37	11,37
Sharpe Ratio	0,30	0,41
Loss Deviation	9,00	8,00
Sortino Ratio	0,41	0,58
Up Period Percent	68,33	70,00

Monthly Returns - STAR Global Balanced Portfolio

	Jan	Feb	Mar	Apr	May	Jun	Jul	Aug	Sep	Oct	Nov	Dec	Year
2022	-11,02	-3,19	0,24	-7,98									-20,55
2021	0,50	0,18	-1,98	4,92	0,72	3,33	0,63	1,66	-3,88	2,66	-3,09	-0,30	5,10
2020	0,87	-7,90	-6,38	8,01	3,72	1,12	4,82	4,28	-1,92	-2,02	7,94	4,21	16,42
2019	5,58	2,42	2,15	2,48	-1,84	2,76	0,78	-0,41	-1,02	1,24	1,36	2,04	18,80
2018	4,15	-3,34	-1,14	0,77	1,19	0,96	0,98	0,99	0,31	-6,07	1,66	-4,02	-3,94
2017	1,86	2,75	1,19	2,02	2,67	0,37	1,81	-0,27	0,47	2,23	1,64	1,38	19,66

Source: Morningstar Direct

Portfolio Information

Portfolio Managers:

Star Investment Partners

Portfolio Launch

March 2016

Target Return

USD LIBOR + 4%

Benchmark

EAA Fund USD Aggressive Allocation

Risk Rating

Low ○○○●○ High

Regulation 28

Not Compliant

Fees

TER*: 1,98

* Includes VAT. the TER has been calculated over a 12 month period ending June 2021.

Disclaimer

The Portfolio may be closed to new investments at any time in order to be managed in accordance with its mandate. Permissible deductions may include management fees, brokerage, STT, auditor's fees, bank charges and trustee fees. The portfolio only invests funds with managers regulated by the FSB. The portfolio is a long-term investment. Performance figures are produced by STAR Investment Partners (Pty) Ltd, supplied by independent service providers, and are for lump sum investments with income distributions reinvested. STAR Investment Partners (Pty) Ltd is an Authorised Financial Services Provider. The previous month's change in inflation is used as an estimate for the current month (since inflation numbers are released one month in arrears). *Returns are based on the strategic underlying weightings of the funds and will not exactly reflect individual client returns. All returns are net of fund management fees, but exclude advice and administration fees. Prior to portfolio launch date, the performance is pro-forma using the actual underlying fund performances and is net of all fees and expenses

Contact STAR

STAR Investment Partners (Pty) Ltd
FSP 19906

e: info@starip.co.za
w: www.starip.co.za