

STAR Balanced Growth & Income



Return Date: 2023/08/31

South African Rand

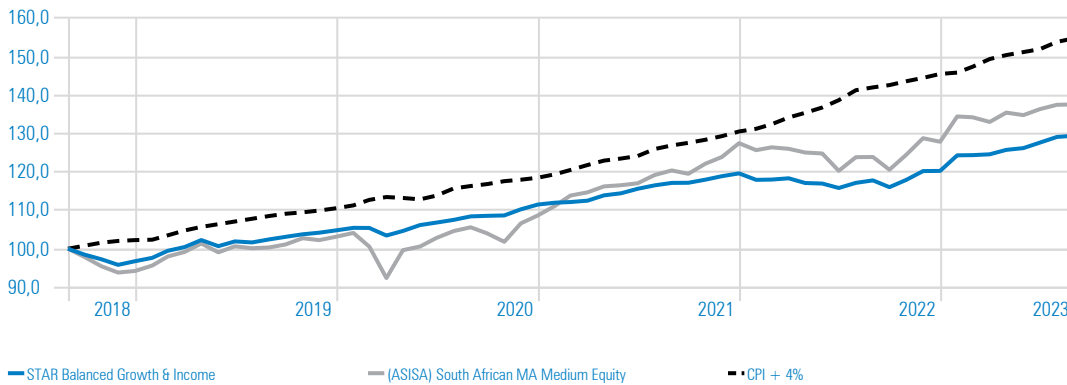
Local Manager Commentary

August was a risk-off month in financial markets as local equities ended the month lower, with the FTSE/JSE ALSI losing (4.77%), the biggest drop for the index in 2023. Local inflation slowed further for a fourth consecutive month to the lowest level since July 2021 at a 4.7% YoY increase, down from 5.4% the previous month, bringing inflation close to the midpoint of the SARB's inflation target range of 3% to 6%. Weaker than expected domestic data and a resurgence in the Dollar caused the Rand to depreciate (6.17%) against the greenback to end the month at R18,90/\$.

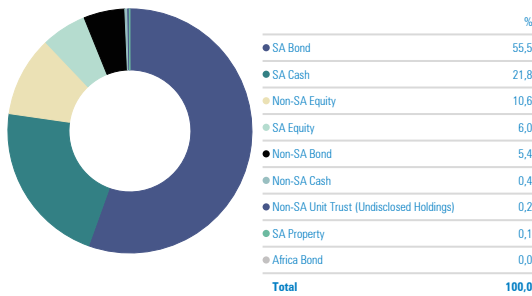
Investment Objective & Strategy

Deliver a return equal to or greater than CPI + 4% p.a. over rolling four year periods while keeping the portfolio standard deviation below 8%. Over any rolling two year period the portfolio should always deliver a positive return. The Portfolio is a Multi-Manager solution and will comprise at least two underlying funds and ideally a maximum of six underlying funds. Fund selection will be biased towards funds that have high Sortino Ratios, low downside expectations and have been managed through significant negative equity market conditions. The portfolio will invest in funds that allow the manager to make as many of the asset allocation decisions as possible. Manager selection will balance momentum and value management styles. This portfolio is Regulation 28 compliant

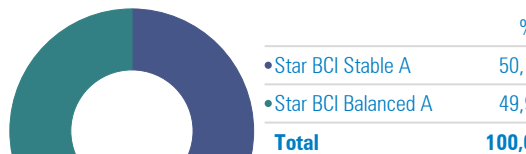
Investment Growth



Asset Allocation (SA) - STAR Balanced Growth & Income



Portfolio Holdings - STAR Balanced Growth & Income



Trailing Returns - STAR Balanced Growth & Income

Calculation Benchmark: (ASISA) South African MA Medium Equity

	Return	Excess Return
3 Months	2,56	0,50
YTD	7,62	0,02
1 Year	9,88	-1,16
3 Years	6,08	-3,14
5 Years	5,30	-1,29

Risk - STAR Balanced Growth & Income

Risk-free Rate: JIBAR 1 Month ZAR

	Inv	Bmk1
Std Dev	3,42	8,16
Sharpe Ratio	-0,03	0,17
Loss Deviation	1,92	5,09
Sortino Ratio	-0,04	0,24
Up Period Percent	80,00	65,00

Monthly Returns - STAR Balanced Growth & Income

	Jan	Feb	Mar	Apr	May	Jun	Jul	Aug	Sep	Oct	Nov	Dec	Year
2023	3,37	0,04	0,17	0,92	0,37	1,13	1,16	0,24					7,62
2022	-1,41	0,06	0,29	-1,04	-0,12	-0,99	1,15	0,55	-1,50	1,67	1,91	0,04	0,54
2021	0,43	0,15	0,32	1,23	0,48	1,02	0,77	0,55	0,03	0,69	0,77	0,61	7,28
2020	0,61	-0,02	-1,87	1,16	1,46	0,62	0,66	0,84	0,14	0,10	1,46	1,13	6,41
2019	0,90	1,87	1,00	1,80	-1,56	1,23	-0,26	0,77	0,66	0,65	0,40	0,59	8,31
2018									-1,54	-1,24	-1,49	1,00	0,59

Source: Morningstar Direct

Portfolio Information

Portfolio Managers:

Star Investment Partners

Portfolio Launch

March 2013

Target Return

CPI + 4%

Benchmark

(ASISA) South African MA Medium Equity

Risk Rating

Low ○ ○ ● ○ ○ High

Regulation 28

Compliant

Fees

TER*: 1,76

* Includes VAT. the TER has been calculated over a 12 month period ending February 2023.

Disclaimer

The Portfolio may be closed to new investments at any time in order to be managed in accordance with its mandate. Permissible deductions may include management fees, brokerage, STT, auditor's fees, bank charges and trustee fees. The portfolio only invests funds with managers regulated by the FSB. The portfolio is a long-term investment. Performance figures are produced by STAR Investment Partners (Pty) Ltd, supplied by independent service providers, and are for lump sum investments with income distributions reinvested. STAR Investment Partners (Pty) Ltd is an Authorised Financial Services Provider. The previous month's change in inflation is used as an estimate for the current month (since inflation numbers are released one month in arrears). *Returns are based on the strategic underlying weightings of the funds and will not exactly reflect individual client returns. All returns are net of fund management fees, but exclude advice and administration fees. Prior to portfolio launch date, the performance is pro-forma using the actual underlying fund performances and is net of all fees and expenses

Contact STAR

STAR Investment Partners (Pty) Ltd
FSP 19906

e: info@starip.co.za
w: www.starip.co.za