

STAR Balanced High Growth



Return Date: 2024/03/31

South African Rand

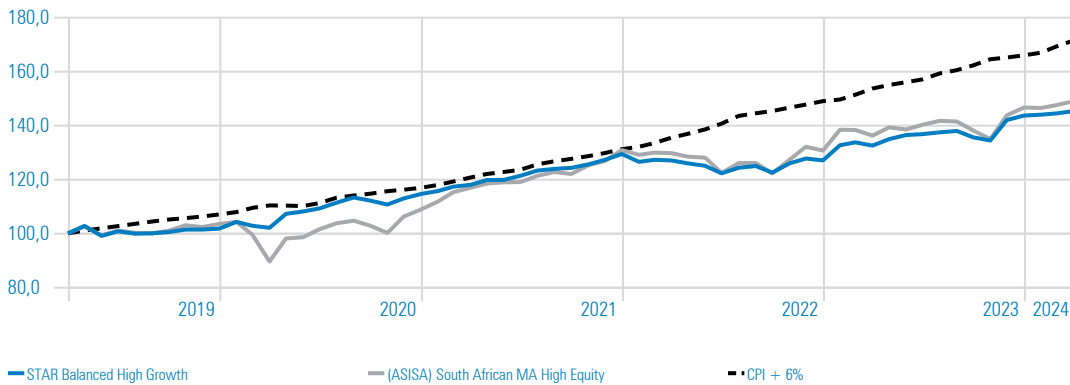
Local Manager Commentary

Local markets rebounded, from the sell-off experienced during the last 2 months. The FTSE/JSE ALSI index returned 3.23% in March, with the resource sector being the best performer, returning 15.36%. Local inflation increased for a second consecutive month in March to 5.6% YoY, up from 5.3% the previous month. The SARBs MPC decided to keep rates on hold at 8.25% for a fifth consecutive interest rate-setting meeting in March 2024. The Rand recovered from the R19/\$ barrier to end the month at R18.87/\$, gaining 1.67%. The ALBI declined (1.93%) during March, pushing the year-to-date figure into negative territory.

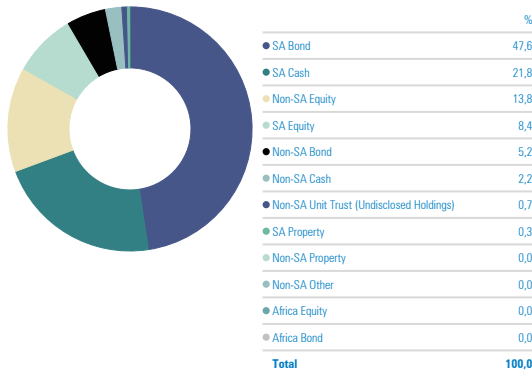
Investment Objective & Strategy

Deliver a return equal to or greater than CPI + 6% p.a. over rolling five year periods with a Standard Deviation of less than 12%. Over any rolling three year period the portfolio should always deliver a positive return. The Portfolio is a Multi-Manager solution and will comprise at least two underlying funds and ideally a maximum of six underlying funds. Fund selection will be biased towards funds that have high Sortino Ratios, low downside expectations and have been managed through significant negative equity market conditions. The portfolio will target funds managers that will favor growth assets such as equity and property in positive economic conditions and interest and income bearing assets in negative market conditions. Manager selection will balance momentum and value management styles. This portfolio is Regulation 28 compliant.

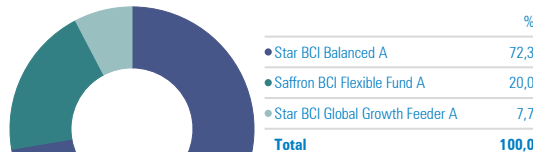
Investment Growth



Asset Allocation (SA) - STAR Balanced High Growth



Portfolio Holdings - STAR Balanced High Growth



Trailing Returns - STAR Balanced High Growth

Calculation Benchmark: (ASISA) South African MA High Equity

	Return	Excess Return
1 Month	0,59	-0,39
YTD	1,18	-0,46
1 Year	9,70	0,27
3 Years	7,23	-1,23
5 Years	7,79	-0,54

Risk - STAR Balanced High Growth

Risk-free Rate: JIBAR 1 Month ZAR

	Inv	Bmk1
Std Dev	5,75	10,13
Sharpe Ratio	0,40	0,31
Loss Deviation	2,81	6,17
Sortino Ratio	0,65	0,46
Up Period Percent	73,33	61,67

Monthly Returns - STAR Balanced High Growth

	Jan	Feb	Mar	Apr	May	Jun	Jul	Aug	Sep	Oct	Nov	Dec	Year
2024	0,23	0,34	0,59										1,18
2023	4,44	0,81	-0,91	1,81	1,14	0,25	0,48	0,38	-1,72	-0,87	5,68	1,15	13,11
2022	-2,26	0,60	-0,19	-0,86	-0,71	-2,25	1,70	0,53	-1,98	2,80	1,46	-0,55	-1,84
2021	0,96	1,40	0,56	1,54	0,05	1,28	1,59	0,50	0,30	1,04	1,35	1,71	12,98
2020	2,47	-1,40	-0,74	5,11	0,82	1,06	1,95	1,73	-1,02	-1,32	2,08	1,46	12,68
2019	1,78	2,22	1,19	2,78	-3,62	1,72	-0,90	0,14	0,49	0,91	0,01	0,33	7,13

Source: Morningstar Direct

Portfolio Information

Portfolio Managers:

Star Investment Partners

Portfolio Launch

March 2013

Target Return

CPI + 6%

Benchmark

(ASISA) South African MA High Equity

Risk Rating

Low ○○○●○ High

Regulation 28

Compliant

Fees

TER*: 1,78

* Includes VAT. the TER has been calculated over a 12 month period ending December 2023.

Disclaimer

The Portfolio may be closed to new investments at any time in order to be managed in accordance with its mandate. Permissible deductions may include management fees, brokerage, STT, auditor's fees, bank charges and trustee fees. The portfolio only invests funds with managers regulated by the FSB. The portfolio is a long-term investment. Performance figures are produced by STAR Investment Partners (Pty) Ltd, supplied by independent service providers, and are for lump sum investments with income distributions reinvested. STAR Investment Partners (Pty) Ltd is an Authorised Financial Services Provider. The previous month's change in inflation is used as an estimate for the current month (since inflation numbers are released one month in arrears). *Returns are based on the strategic underlying weightings of the funds and will not exactly reflect individual client returns. All returns are net of fund management fees, but exclude advice and administration fees. Prior to portfolio launch date, the performance is pro-forma using the actual underlying fund performances and is net of all fees and expenses

Contact STAR

STAR Investment Partners (Pty) Ltd
FSP 19906

e: info@starip.co.za
w: www.starip.co.za