

STAR Global Balanced Portfolio



Return Date: 2024/02/29

US Dollar

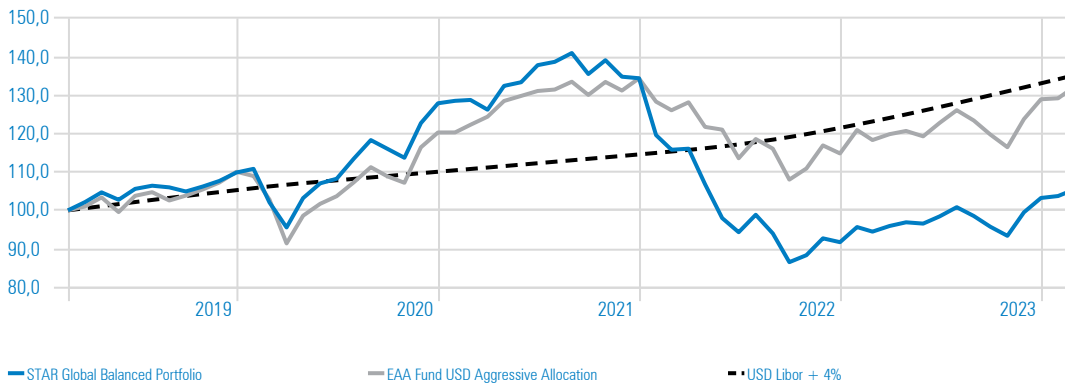
Global Manager Commentary

The MSCI ACWI rose 4.19% in February, mainly supported by well-received corporate earnings. Equities continued their upward trend, led by a strong US market, which saw the S&P 500 and the tech-heavy Nasdaq closing at all-time highs during the month. US headline inflation fell back to 3.1% YoY in February, down from 3.4%. Core inflation, fell only slightly to 3.9% over the year, suggesting that price increases are staying more stubborn than expected. The global bond Index sold-off for a second continuous month, in stark contrast to the equity market, returning (1.19%) in February.

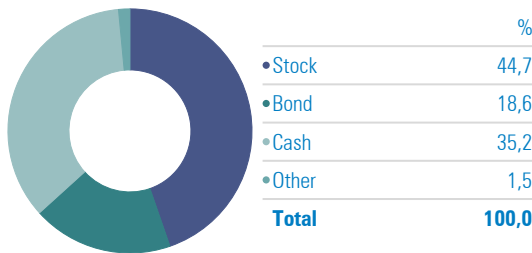
Investment Objective & Strategy

Deliver a return equal to or greater than USD LIBOR +4% p.a. over rolling five year periods. Over any rolling three year period the portfolio should always deliver a positive return. Portfolio returns will be generated through interest income, dividend income and capital growth. The portfolio benchmark is the median return of the EAA Fund USD Aggressive Allocation category. The Portfolio is a Multi-Manager solution and will comprise at least two underlying funds and ideally a maximum of six underlying funds. Fund selection will be biased towards funds that have high Sortino Ratios, low downside expectations and have been managed through significant negative equity market conditions. Where possible underlying funds will be given as many of the underlying asset allocation decisions as possible.

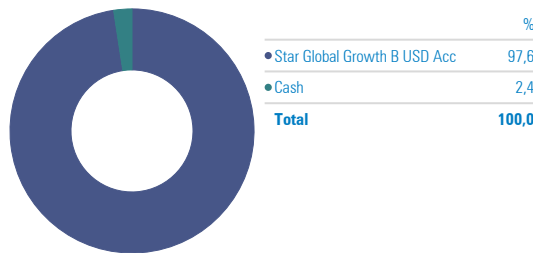
Investment Growth



Asset Allocation - STAR Global Balanced Portfolio



Portfolio Holdings - STAR Global Balanced Portfolio



Trailing Returns - STAR Global Balanced Portfolio

Calculation Benchmark: EAA Fund USD Aggressive Allocation

	Return	Excess Return
3 Months	5,96	-0,90
YTD	2,12	-0,44
1 Year	11,60	-0,17
3 Years	-6,45	-8,90
5 Years	1,06	-4,62

Risk - STAR Global Balanced Portfolio

Risk-free Rate: ICE LIBOR 1 Month USD

	Inv	Bmk1
Std Dev	13,89	12,58
Sharpe Ratio	-0,01	0,33
Loss Deviation	10,31	8,57
Sortino Ratio	-0,01	0,48
Up Period Percent	60,00	63,33

Monthly Returns - STAR Global Balanced Portfolio

	Jan	Feb	Mar	Apr	May	Jun	Jul	Aug	Sep	Oct	Nov	Dec	Year
2024	0,49	1,62											2,12
2023	4,30	-1,25	1,56	1,01	-0,36	1,96	2,43	-2,28	-2,84	-2,48	6,56	3,76	12,56
2022	-11,02	-3,19	0,24	-7,98	-8,25	-3,76	4,82	-4,92	-7,96	2,10	4,97	-1,08	-31,78
2021	0,50	0,18	-1,98	4,92	0,72	3,33	0,63	1,66	-3,88	2,66	-3,09	-0,30	5,10
2020	0,87	-7,90	-6,38	8,01	3,72	1,12	4,82	4,28	-1,92	-2,02	7,94	4,21	16,42
2019	5,58	2,42	2,15	2,48	-1,84	2,76	0,78	-0,41	-1,02	1,24	1,36	2,04	18,80

Source: Morningstar Direct

Portfolio Information

Portfolio Managers:

Star Investment Partners

Portfolio Launch: March 2016

Target Return: USD LIBOR + 4%

Benchmark

EAA Fund USD Aggressive Allocation

Risk Rating

Low ○○○●○ High

Regulation 28: Not Compliant

Fees

TER*: 1,62

* Includes VAT. the TER has been calculated over a 12 month period ending December 2023.

Disclaimer

The Portfolio may be closed to new investments at any time in order to be managed in accordance with its mandate. Permissible deductions may include management fees, brokerage, STT, auditor's fees, bank charges and trustee fees. The portfolio only invests funds with managers regulated by the FSB. The portfolio is a long-term investment. Performance figures are produced by STAR Investment Partners (Pty) Ltd, supplied by independent service providers, and are for lump sum investments with income distributions reinvested. STAR Investment Partners (Pty) Ltd is an Authorised Financial Services Provider. The previous month's change in inflation is used as an estimate for the current month (since inflation numbers are released one month in arrears). *Returns are based on the strategic underlying weightings of the funds and will not exactly reflect individual client returns. All returns are net of fund management fees, but exclude advice and administration fees. Prior to portfolio launch date, the performance is pro-forma using the actual underlying fund performances and is net of all fees and expenses

Contact STAR

STAR Investment Partners (Pty) Ltd
FSP 19906

e: info@starip.co.za
w: www.starip.co.za